

# INNOVATION. STYLE. CHOICE.



INDIVIDUAL AND BANKED MAILBOXES  
& PARCEL BOXES FOR ANY LOCATION

THE UK'S LEADING MAIL AND  
PARCEL BOX MANUFACTURER





# EXPERTS IN MAIL & PARCEL BOXES SINCE 1986



The Safety Letterbox Company are proud to be British manufacturers at the forefront of providing mailbox and parcelbox solutions in the UK.

For over 30 years we have been supplying both the residential and commercial sectors with a versatile range of mailboxes for virtually any application, location and budget.

With a comprehensive range of over 130 models of mailboxes that include fire rated products and models that ensure we are conforming to Secured By Design guidelines, you can be sure we can support your requirements. We are continually developing our range to produce the most innovative, cost effective and aesthetically pleasing solutions for the market in the UK and worldwide.

We also offer a fully bespoke solution; turning your vision into reality – working with you to understand the profile of a project and creating the best solution to sit within your brief.

With an experienced and knowledgeable team, we are on hand to guide you through the process and deliver the best solution, including a full turnkey installation and after sales service if required.

Our customers are at the forefront of everything we do – we want to add value and support, deliver on time, and to provide excellence in all areas.

We are fully committed to our values of quality, sustainability and safety and invest in these areas to ensure we are a responsible and reliable employer and a loyal and ethical company to deal with.

We work with architects, developers and buyers worldwide and find distance no problem having had much experience in export and working on complex projects internationally. No project is too large or small as we offer total flexibility as a reliable and capable manufacturer.

The future of mail and parcel delivery is evolving; ensuring efficiency, longevity and durability, being environmentally aware and offering smart intelligent solutions.

We are passionate about the product and its place within the UK and worldwide market and as a team look forward to the exciting projects ahead and launching our new and exciting innovative solutions.

We look forward to having the opportunity to work with you!

*Alison Orrells*

Alison Orrells, MANAGING DIRECTOR




## RESPONSIBLE MANUFACTURERS.

For over 30 years we have been designing, manufacturing and supplying a wide range of mail and parcelboxes to the UK and worldwide.

We are fully committed to achieving excellence and operate via strict ISO 9001: 2015 standards.

Accredited with Investor in People for over 10 years we firmly believe in our trained, efficient and knowledgeable team to deliver the best product, service and price for our customers.



## SUSTAINABILITY.



The Safety Letterbox Company Ltd is committed to maintaining our position as the UK's leading mail and parcel box manufacturer, while also developing and maintaining a sustainable business that delivers value for all of our stakeholders.

We aim to do this by putting our customers at the forefront of everything that we do. By promoting a customer focused continual improvement strategy and operating in a socially, economically and environment responsible manner we aim to give as much value to our customers as possible.

Our focus and ethos provide the backbone of our business and follow our main core values and commitment to:



Design



Customers



Community



People



Environment

For further details, please visit our website: [www.safetyletterbox.com](http://www.safetyletterbox.com)



# FROM CONCEPT TO COMPLETION



## EXPERTS

Founded in 1986 in the UK, Safety Letterbox have secured a large customer base in the UK and worldwide. Dealing daily with architects, developers, commercial companies, private residents, colleges and universities and much more.

We are used to dealing with challenging situations, new product requirements and short lead times. As manufacturers we offer total flexibility. We can confidently provide the most cost effective solution or the highest specification.



1. CUSTOMER DRAWING/  
REQUIREMENT

2. SLB QUOTE WITH  
AUTOCAD DRAWING

3. ORDER AND  
MANUFACTURER

4. DELIVERY & INSTALL

5. FINISHED PRODUCT

Our sales team are based in our factory in Neath, South Wales, and are ready to discuss your requirements. Site visits are also available upon request.

We advise on the best product, taking into consideration all elements of the location, quantity, budget and application. Whereby we then quote and produce Autocad drawings for consideration.

Once an order is received an individual job is raised and taken through manufacture – all parts of the process are in-house – from sheet metal, welding, powder coating, engraving, assembly, final inspection and despatch.

Our fully qualified CSCS team can also ensure we deliver and install the product at your convenience ensuring a full turnkey solution if required.

Fully H&S compliant and Constructionline and SMAS approved providing you with peace of mind.

We also offer a full after sales service – providing any spares, key cutting and advice as required.



"The Safety Letterbox Company's service combines expertise and high standards in mailbox installation. Their team operates professionally on site and I would be very happy to recommend the company to others and use them on future sites."

MANSSELL'S SENIOR PROJECT  
MANAGER

## RENZGROUP

We form part of the Renz group of companies – one of Europe's most respected and leading mail and parcel manufacturers providing Safety Letterbox with total support from a large group with combined skills and capabilities that are world class in their field. It also enables us to cherry pick products from within the group that are most suited to our markets to complement our products, ensuring we are meeting all developing requirements with such a large, diverse and comprehensive offering to suit all needs.



# PRODUCT SELECTOR

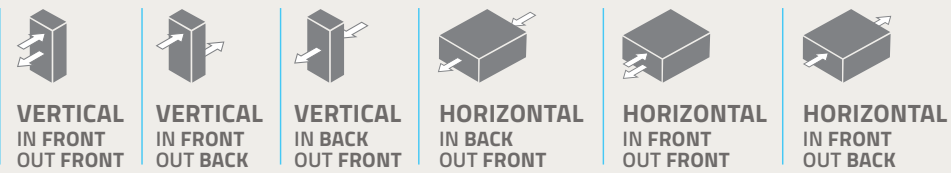
As manufacturers we have the ability to adjust, create and innovate to provide you with a suitable solution for virtually any requirement. We also offer the accompanying wide selection of accessories and optional extras. With a choice of any RAL colour, materials such as stainless steel, cor-ten steel and brass, plus advanced finishes like water transfer and specialist paints and coatings, we have the total flexibility to turn your vision into reality!

So whether it's a fully bespoke system or the best value for money on the tightest of budgets, we guarantee we have a quality solution.

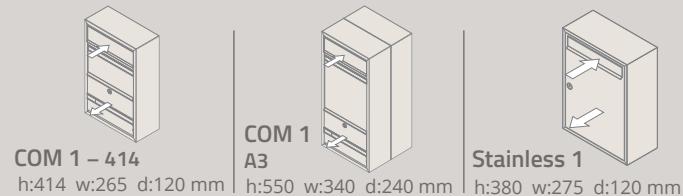
Our experienced and knowledgeable technical team can help and guide you through our comprehensive range – for advice on any aspect of our product range or for a no-obligation quotation and Autocad drawing call us on **01639 633525**.



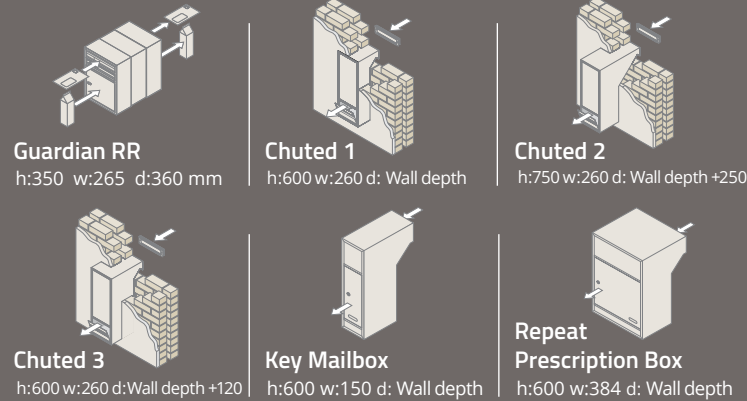
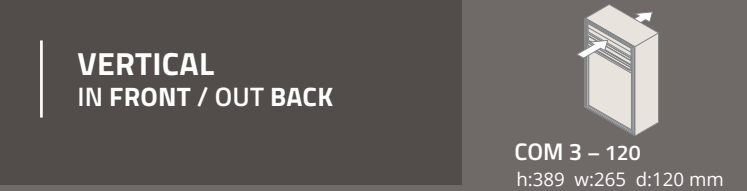
Our full range comprises of over 130 models of mailboxes of varying price, size and features. Here we have selected just a few of our core group of products as a quick reference guide, split into six categories:



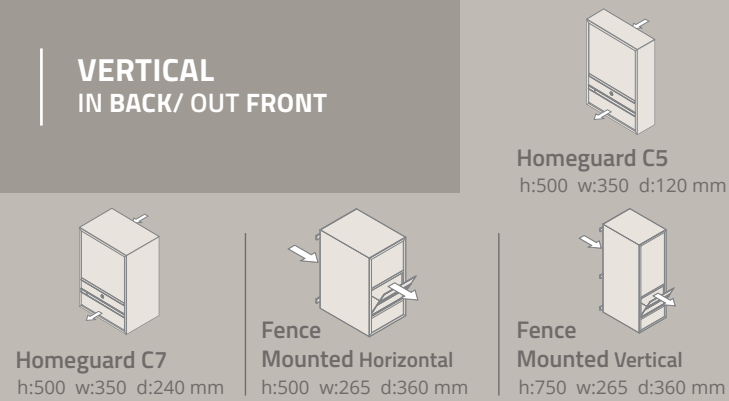
## VERTICAL IN FRONT / OUT FRONT



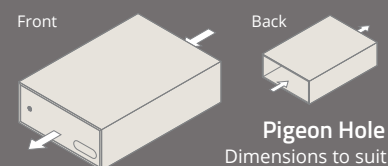
## VERTICAL IN FRONT / OUT BACK



## VERTICAL IN BACK/ OUT FRONT



## HORIZONTAL IN BACK OUT FRONT



## Standards

- Secured by Design  
Homes 2016 guide compliant
- Royal Mail compliant
- British Standard BS EN 13724 compliant

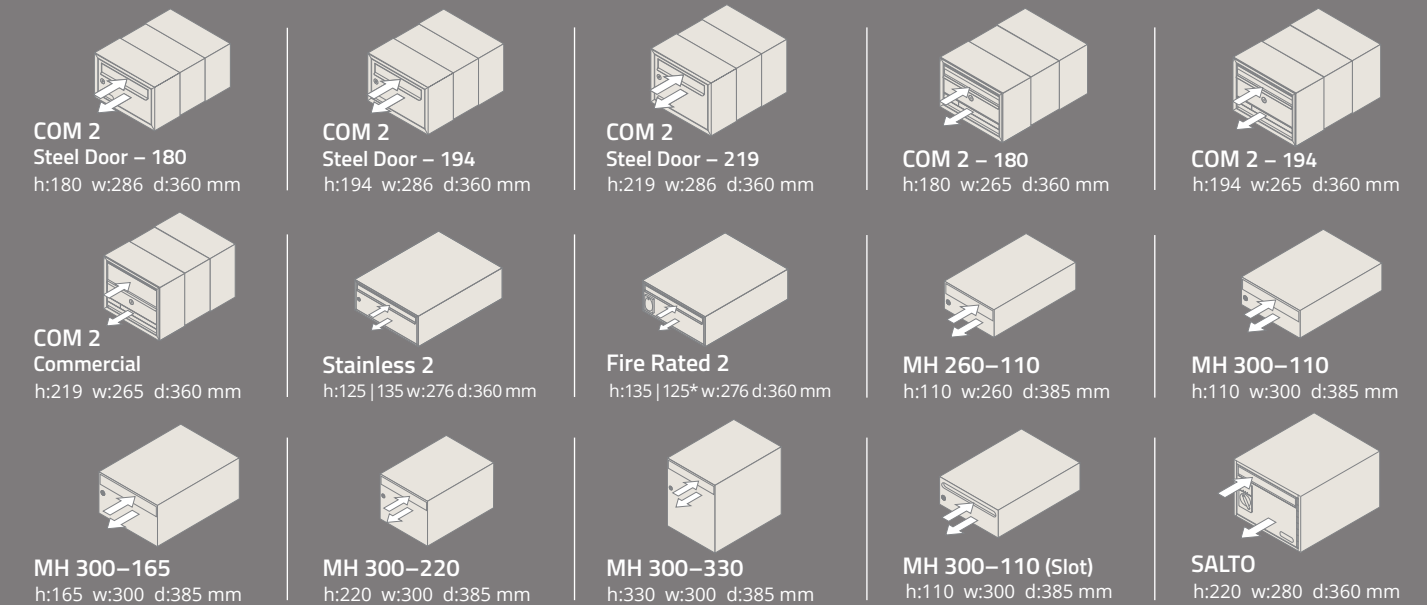
## Optional extras

- Trims
- Stands
- Gap restrictors
- Additional and master keys
- Firetrace extinguishers
- Electronic locks
- Soft close flaps
- Door entry equipment
- Permanent engraving
- Vinyl numbering
- Vinyl graphics
- Digital locking
- Roller shutters

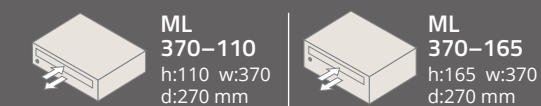
## Choice of finishes



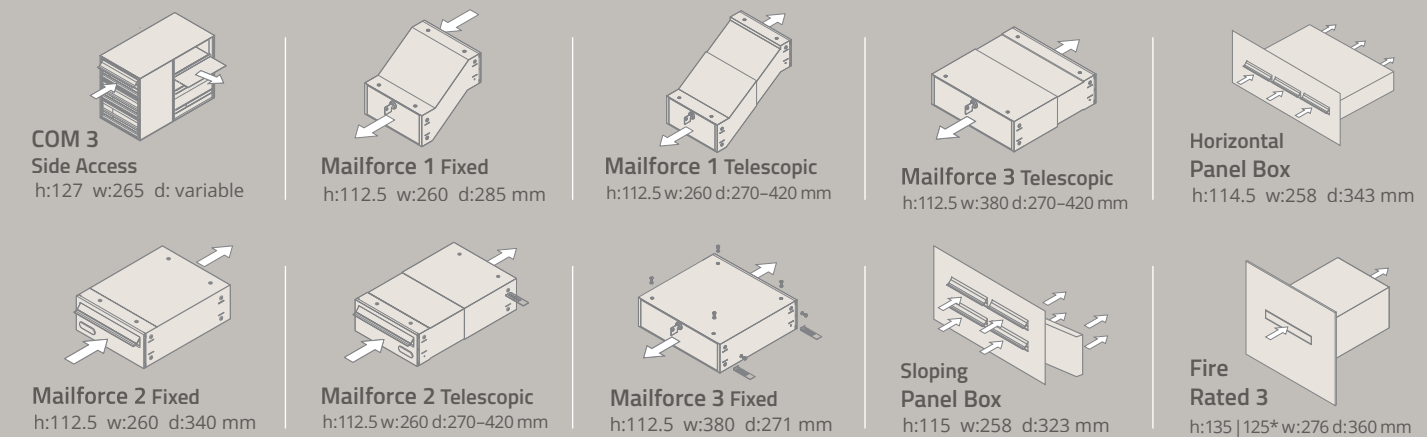
## HORIZONTAL IN FRONT OUT FRONT



## LATERAL VARIATIONS OF HORIZONTAL IN FRONT OUT FRONT



## HORIZONTAL IN FRONT OUT BACK





# GUIDE TO CHOOSING A MAILBOX

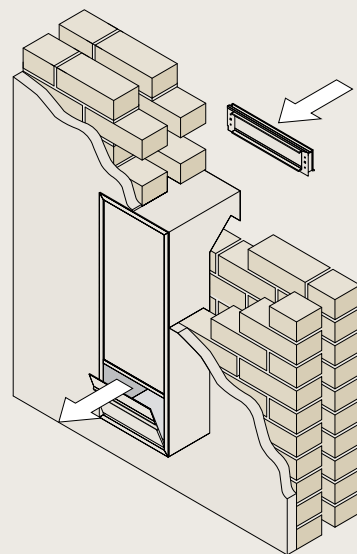
## MULTIPLE BANKED MAILBOXES

A comprehensive collection for any requirement accepting mail for multiple residents. For any size project we offer a range to suit every site profile, budget, location and scheme. With a variety of finishes available and optional extras including multiple colours and finishes, stands, engraving, lighting, branding, locks, trims and cladding. Options include Fire rated- part 22, Class 0 - 6&7, conforming to Secured by Design guidelines.



## INDIVIDUAL MAILBOXES

A fantastic collection of single mailboxes for wall mounting, wall recessing or freestanding to adorn any property and to suit any profile, location and scheme. Enables the removal of the letterflap from a front door and therefore aids to comply with Passivhaus standard and Secured by Design guidelines.



## PARCEL BOXES

An exciting range of solutions for the growing problems of parcel delivery.

Available as a single unit or arranged into a bank of multiple boxes. A variety of sizes and locking options; manual, digital or electronic with integrated smart technology.

Contact us to arrange a demonstration.



Ask us for details on our new parcel solutions. See pages 38-39.

With so many options available, here is a simple guide to help you consider your requirements...

### REQUIREMENT

Mail boxes, parcel boxes, combination of both.



### LOCATION

Internal or external.



### POSITION

Mounted on the wall, recessed into the wall, fitted through the wall or freestanding.



### QUANTITY REQUIRED

Arranged as an individual box or in banks of any size.



### SPACE AVAILABLE

Overall dimensions free from obstructions.



### STANDARD REQUIREMENTS

EN 13724, Fire Rated BS 476 - Part 22, Class 0 - Part 6 & 7, Secured by Design Homes guidelines, Passivhaus.



### SIZE OF BOXES REQUIRED

To accept standard A4 mail, A3 mail, parcels or larger quantities of mail.



### PROFILE OF SITE

Affordable, Private, Luxury, Commercial, Social or Domestic.



### FINISHES

Polyester powder coated colour (single colour or multi-colour), stainless steel or other finish (e.g brass).



### LOCKING OPTIONS

Standard cam lock, specialist colour cam lock, digital locking, SALTO locking, electronic locking options.



### IDENTIFICATION

Engraving or specialist vinyls.



### EXTRAS

Door entry systems, trims, stands, cladding, lighting.







# ECONOMY RANGE

WITHOUT COMPROMISING QUALITY

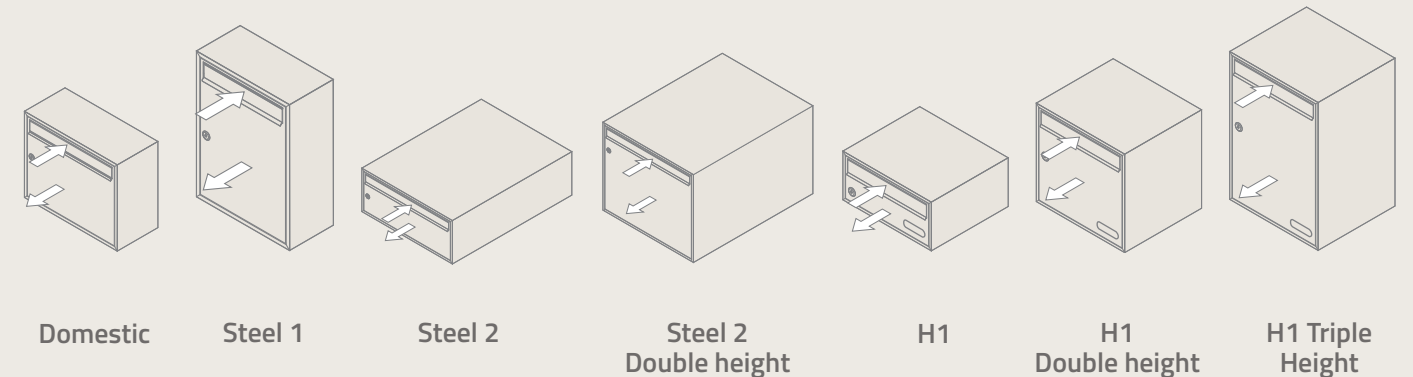


Ideal for use on affordable housing and price sensitive sites, this strong, effective range of mailboxes are extremely competitive and offer a quality solution.

Available for on the wall, in the wall and freestanding applications in vertical, horizontal and lateral arrangements.

Banked to your specification, arriving on site ready to install. Unlike many budget products currently on the market, this range offers longevity, durability and does not compromise on quality.

Our reputation is important to us and we strongly believe quality is affordable. Conforms to EN 13724, Class 0 and can conform to Secured by Design guidelines.







# MODA SYSTEM

MADE BY US, CREATED BY YOU

This extremely versatile and attractive collection of mailboxes are particularly useful for multi-coloured and multi-sized arrangements and a mix of materials to create a visual statement.



This flexible and versatile product group allows a fusion of sizes, finishes & colours within one bank in a vertical or horizontal arrangement.

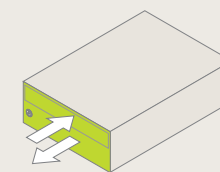
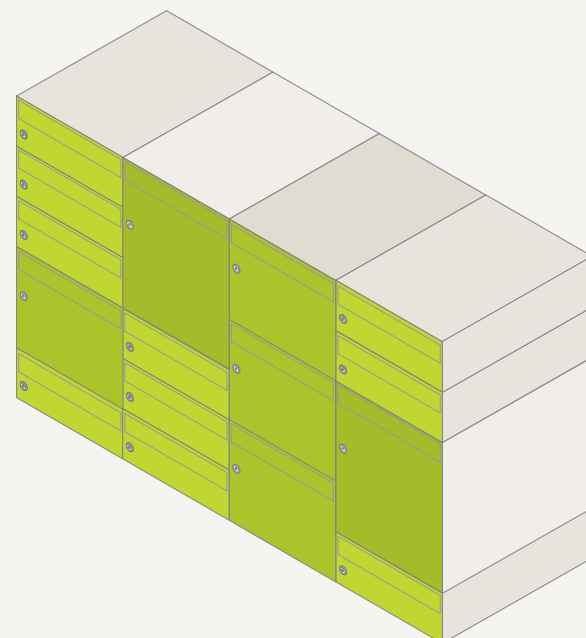
A choice of sizes in the range designed to fit multi-sizes together, allowing total flexibility with colour and finish mixed within a bank, creating a modular system.

The versatility of the range also allows significant price variations to suit any site profile and budget – from the most affordable basic model through to bespoke finishes & arrangements, it enables you, the creator, to think outside the box.

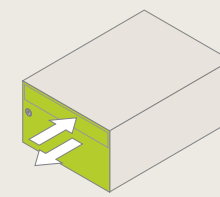
## MIX & MATCH

One of the main benefits of this particular range of mailboxes is it's ability to mix and match the sizes, colours and finishes in one bank of mailboxes.

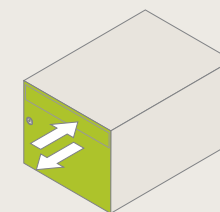
For example, see illustration to the right featuring MH mailbox models.




**MH**  
300-110  
h:110 w:300 d:385 mm



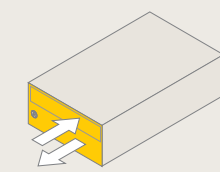
**MH**  
300-165  
h:165 w:300 d:385 mm



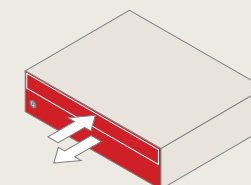
**MH**  
300-220  
h:220 w:300 d:385 mm



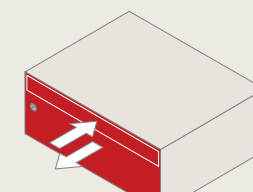
**MH**  
300-330  
h:330 w:300 d:385 mm



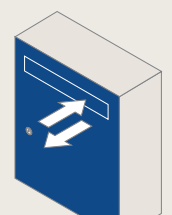
**MH**  
260-110  
h:110 w:260 d:385 mm



**ML**  
370-110  
h:110 w:370 d:270 mm



**ML**  
370-165  
h:165 w:370 d:270 mm



**MV**  
380  
h:380 w:270 d:110 mm





# CLASSIC COLLECTION

SUITABLE FOR ANY APPLICATION



This extremely popular range combines delicate features with immense strength.



Manufactured from aluminium extrusion and zintec steel this group combines delicate features with immense strength for any application on, in, through the wall and freestanding.

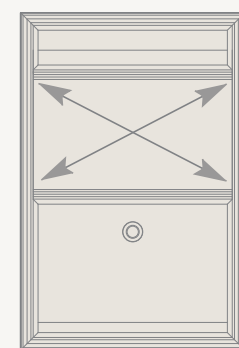
Wherever possible access doors form only part of the front face of the product, allowing large strengthening sections to be welded into position making the product immensely strong.

Finished with attention to detail and high technical specification, this range is suitable for any application. Fully assembled and banked ready for installation. Integration of door entry systems, lighting, name plates, engraving, branding, stands, trims and a variety of locking options available on this range. Conforms to EN 13724, Class 0 and can conform to Secured by Design guidelines. Weather and vandal resistant.

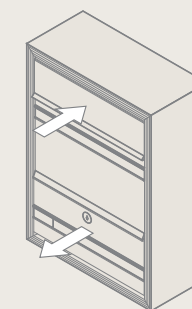
## STRENGTH

Wherever possible access doors form only part of the front face of the product, allowing large strengthening sections to be welded into position making the product immensely strong.

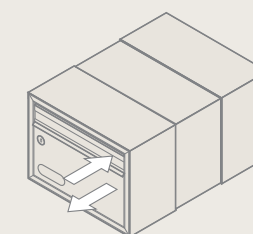
If doors have to form the full front face, these would be recessed within the carcass of the mailbox making leverage difficult.



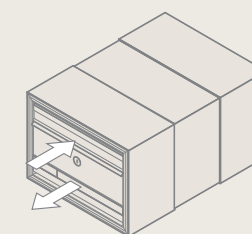
Strengthening Section



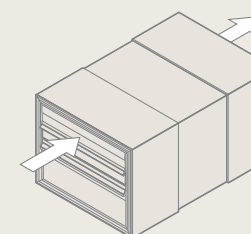
COM1



COM 2 full Door



COM 2 Bridged



COM 3





# PANEL BOXES

## STRAIGHT OR SLOPING

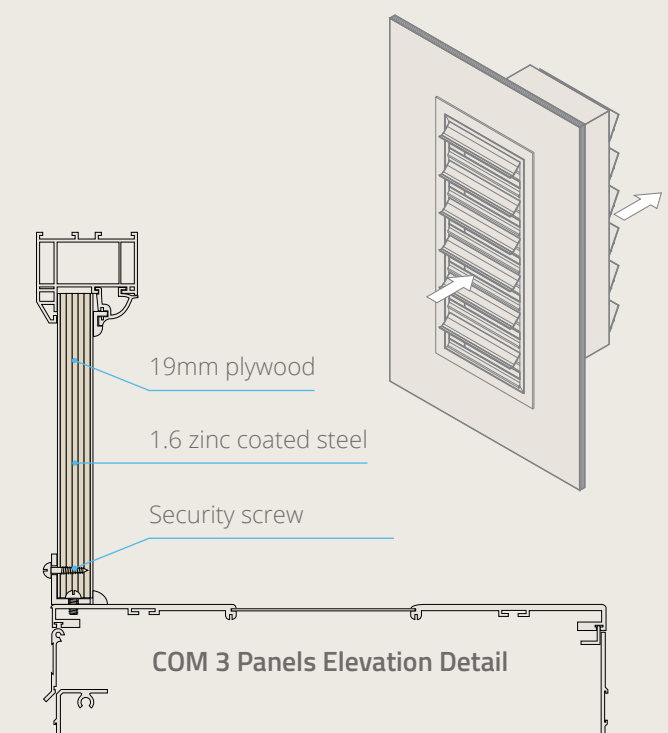
Panel mounted boxes are ideal to replace a glazed screen adjacent to a front door / entrance. The panel neatly houses the door entry system and mailboxes, whilst fitting into the beading, it produces an effective and popular solution to ensure maximum security.



The panel boxes are available in straight or sloping options and enable developers to design a great solution in the tightest of locations.

Not even the postman needs access to the building using this system and the residents do not need to exit the building to retrieve their mail.

- Suitable for side screen & through wall applications.
- No size restrictions.
- Panel & mailboxes available in any RAL colour.
- Standard lockable door.
- Door entry equipment housed as options.
- Optional signage / engraving available.
- Conforms to the Secured by Design Homes 2016 guidelines.
- Designed to be installed into the side screen (or similar), where either no brick wall exists or the side screen is the preferred option.
- The reinforced panel is 22mm thick (a standard sealed double glazed unit) and is intended to be placed into position as a substitute for the glass within the same frame.







# FIRE RATED RANGE

## SECURE SOLUTIONS TO MEET FIRE RATING STANDARDS

We have two groups of Fire Rated mailboxes to suit the location and requirement on each project. Each group contains mailboxes for surface mounting, recessing, freestanding and through the wall applications.

It is important that the buyer or specifier is clear about the mailbox locations when selecting the correct fire rated mailbox for the project, as choosing a lesser standard may disable the rating of an area and deem the property vulnerable.

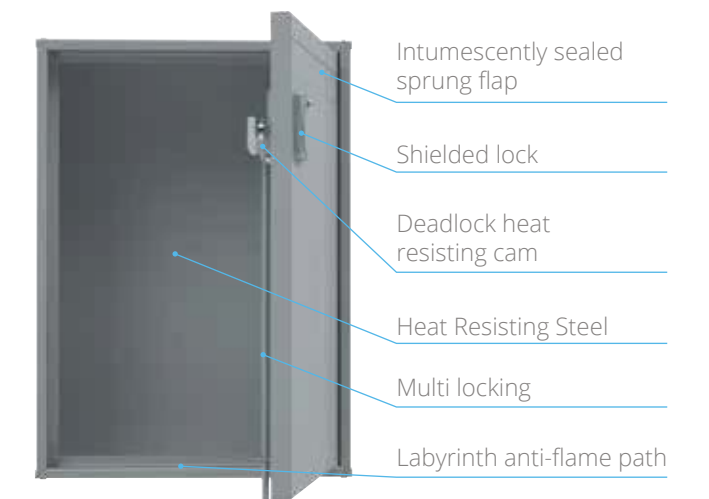
Our range of products have been specifically designed to perform with both 'reaction to fire' and 'fire resistance'.



At The Safety Letterbox Company our Research and Development team worked with Exova Warrington to become the first company to achieve full Fire Rating (one hour integrity only) to BS 476 Part 22, on this specifically created group of products. Exova have approved our products to Class 0 having undergone tests for BS476 part 6 & 7.

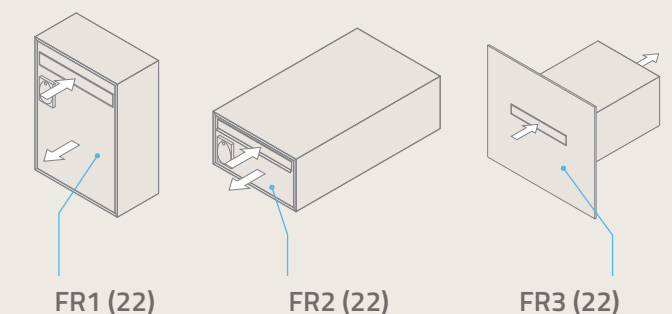
### KEY FIRE PROTECTION BENEFITS

Fire rated mailbox to BS476 part 22 (1 hour integrity only)



We have worked continually with the market to understand the Fire rating demands on projects, and consequently have produced an alternative to our high level product for those sites where products can conform to class 0 - BS476 part 6 & 7. This standard typically tests the material that the product is made of to see if it will fuel a fire, and for surface spread of flame, whereas Part 22 will contain and form a break to a fire and the box or bank of boxes will maintain its integrity for one hour ie. will not allow breakout.

Vertical, horizontal or through the wall fire rated products available to Part 22 and Class 0 - part 6 & 7





## STRAIGHT OR SLOPING SOLUTIONS

A versatile range of mail chutes designed for integral installation in external walls, offering flexible depth to provide flush fixing inside and out. Weather resistant, with anti-vandal features and fully insulated rear access doors.



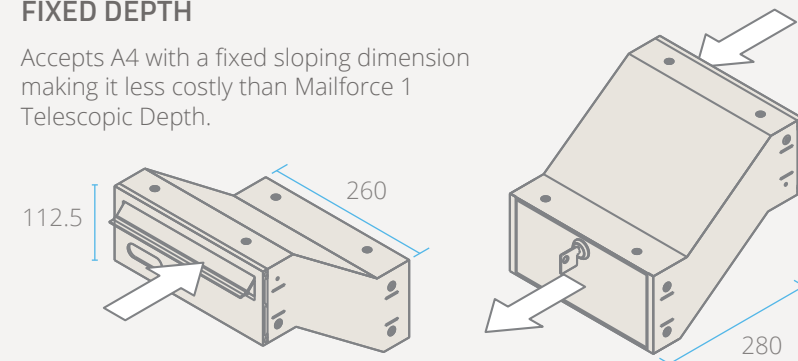
Mailforce 1 Fixed Depth Front



Mailforce 1 Fixed Depth Rear

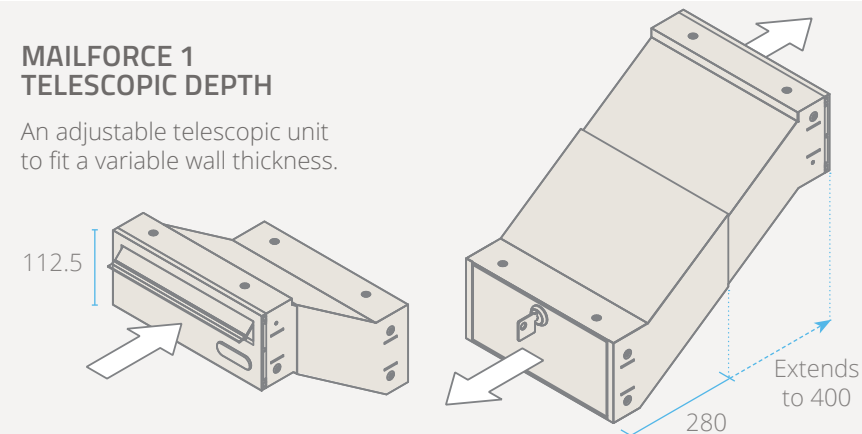
### MAILFORCE 1 FIXED DEPTH

Accepts A4 with a fixed sloping dimension making it less costly than Mailforce 1 Telescopic Depth.



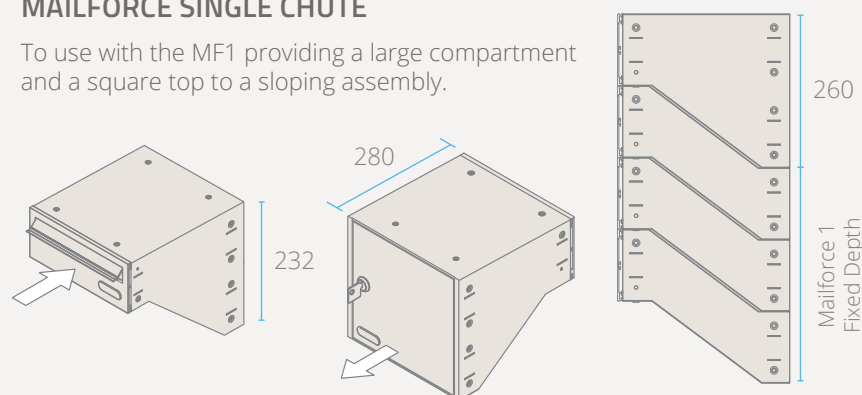
### MAILFORCE 1 TELESCOPIC DEPTH

An adjustable telescopic unit to fit a variable wall thickness.



### MAILFORCE SINGLE CHUTE

To use with the MF1 providing a large compartment and a square top to a sloping assembly.



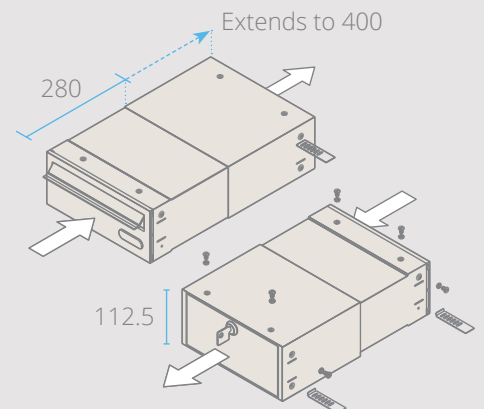
Mailforce 2 Front



Mailforce 2 Rear

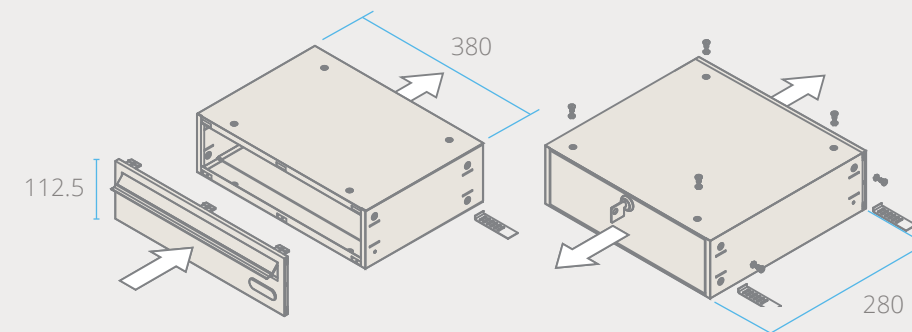
### MAILFORCE 2 TELESCOPIC DEPTH

Straight through the wall extendable from 280-400mm to suit variable wall thickness (extend to 340mm min to accept A4 mail).



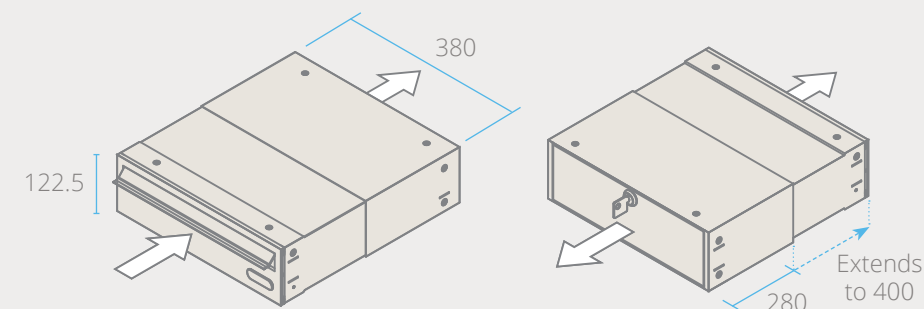
### MAILFORCE 3 FIXED DEPTH

A lateral mailbox reducing the depth requirement to accept A4 mail.



### MAILFORCE 3 TELESCOPIC DEPTH

Lateral and telescopic to adjust to finished wall thickness.



Mailforce 3 Fixed Depth Front

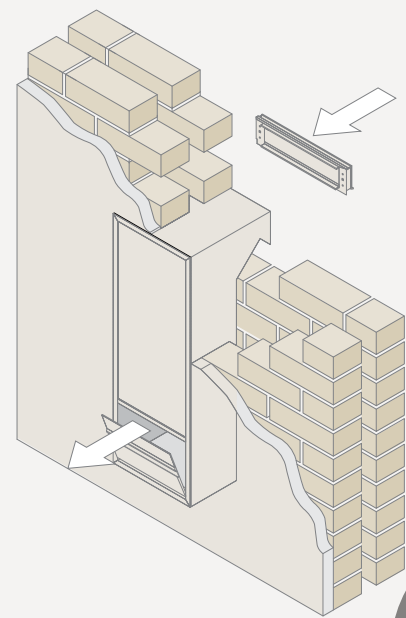


Mailforce 3 Fixed Depth Rear



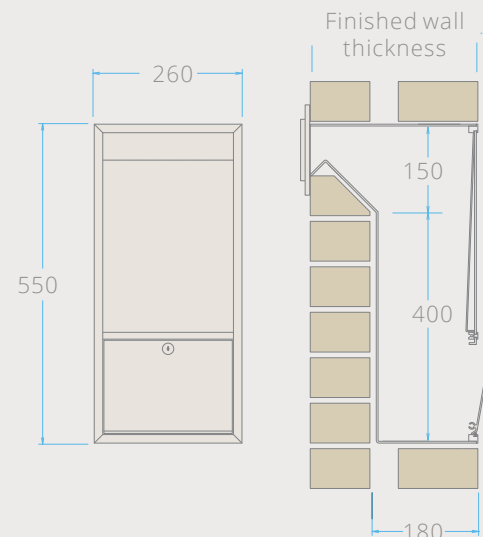
## COMMERCIAL CHUTED RANGE

Bespoke range of larger chuted boxes manufactured to the clients dimensions for through the wall applications, designed to receive large amounts of commercial mail. Ideal for pillar or wall recess in larger properties, gated developments, government buildings, schools and offices. Available with A4 and A3 models.

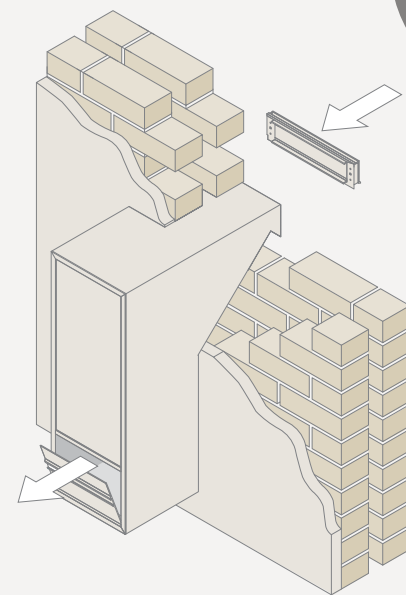


### CHUTED 1

Fully integrated in the wall flush fitting to front and rear.

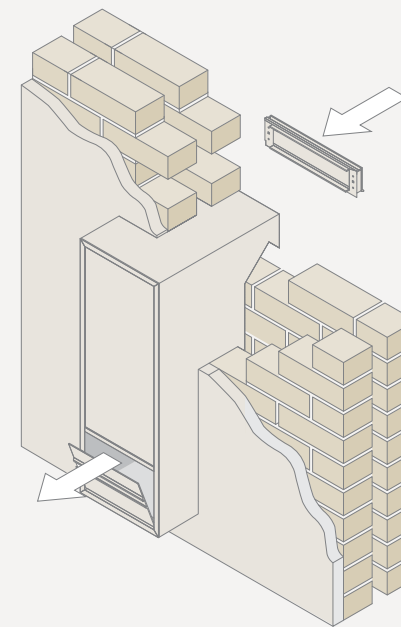
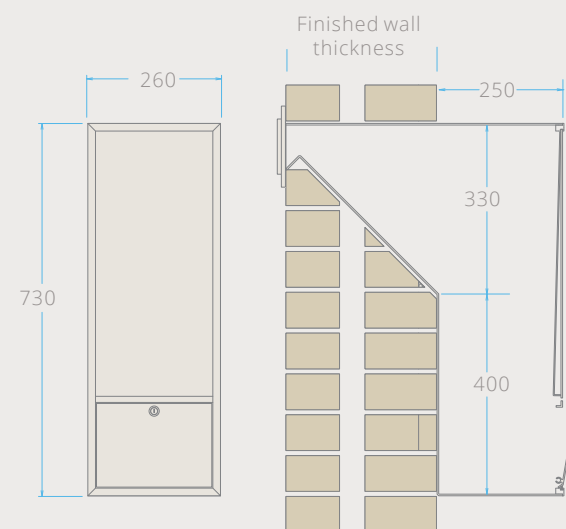


Ask us for details on our new parcel solutions. See pages 38–39.



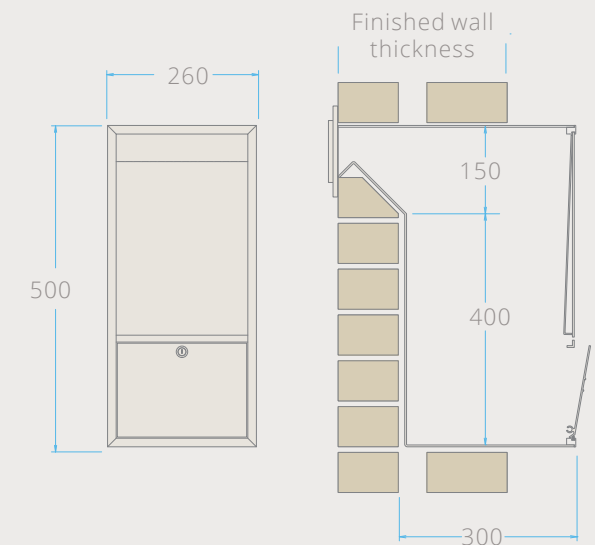
### CHUTED 2

This unit ignores the inner leaf and takes its mail capacity beyond the internal surface of the wall giving a much greater capacity for mail.



### CHUTED 3

Compromises on both models and takes part of its capacity from the inner leaf and part from beyond the wall depth giving the largest capacity of the 3 units.

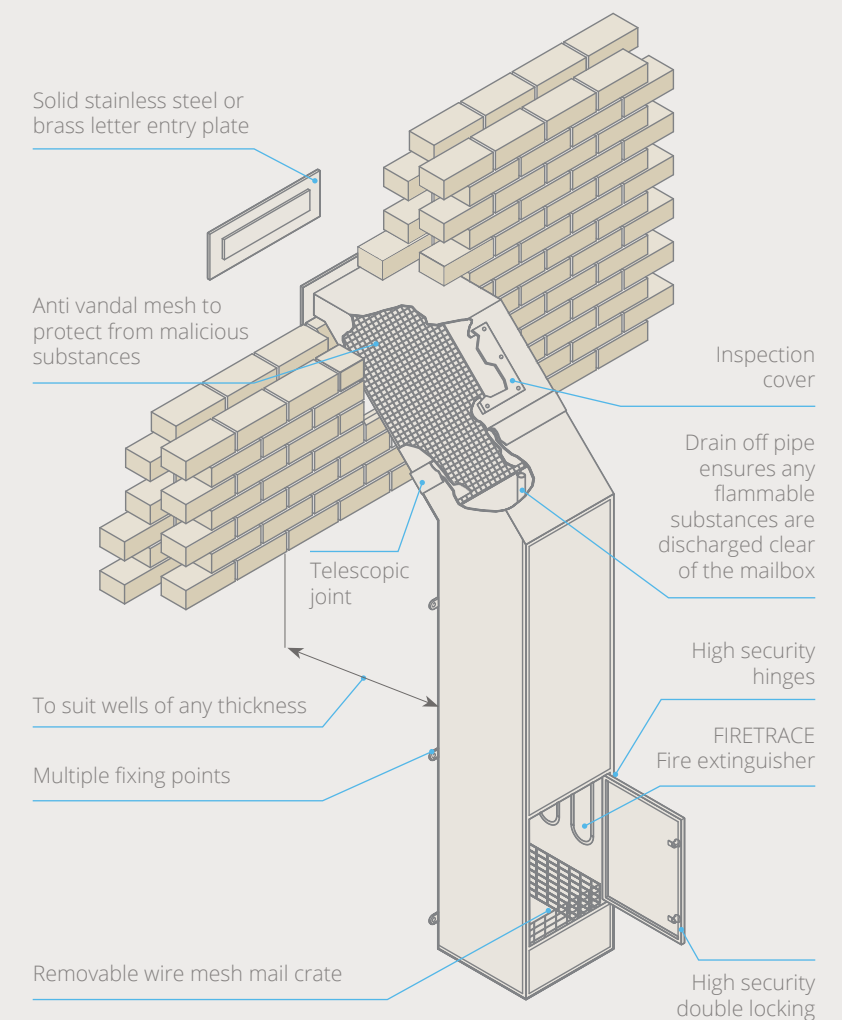


## LARGE BESPOKE UNITS

In certain circumstances a mailbox may be required to overcome a variety of problems.

We can create mailbox solutions which overcome a variety of problems including:

- Telescopic joints
- Inspection covers for easy access
- Anti-vandal mesh to protect from malicious liquids
- Removable wire basket for controlled sorting
- Drain off pipe to ensure any flammable substances are discharged clear of the mailbox
- Fire extinguishers
- High security hinges
- High security locking options







# STAINLESS STEEL

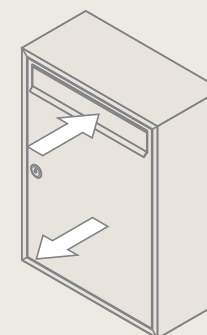
## FOR A FEELING OF LUXURY

Providing high aesthetic quality this collection of stainless steel products for on, in or through the wall applications provides a contemporary look to adorn any location.

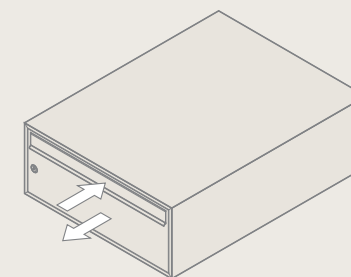
We offer two options: fully stainless steel – ie. Carcass and front face 100% manufactured from stainless steel, creating a solution for freestanding, wall mounting and to ensure the finish carries through internally, or alternatively we offer a budget option whereby the body or carcass is made from steel and the front face is stainless steel. A suitable solution for those applications whereby the boxes are built in or recessed and the body is not visible.

Trims and additional features are available as required providing the ultimate in finishes.

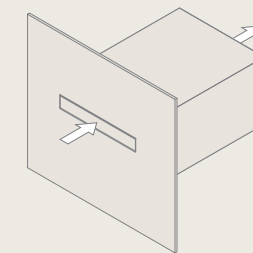
Stainless Steel finishes include mirrored, T304L and T316L silicone brush finishes.



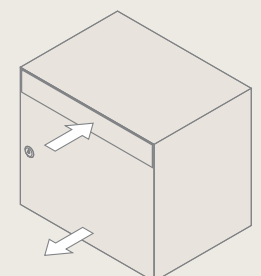
**Stainless Steel 1**



**Stainless Steel 2**



**Stainless Steel 3**



**MODA Range**  
Any MODA box can be stainless steel (front only)





# STUDENT ACCOMMODATION

**LONDON**

**EXETER**

**CARDIFF**

**BRISTOL**

**CARDIFF**

**LONDON**

**READING**

**SOUTHAMPTON**

**WARWICK**

**YORK**

One of the larger users of multiple mailbox systems are the colleges and universities of the UK and worldwide.

Over the years The Safety Letterbox Company have been at the forefront of this market and have been involved in a large number of projects.

- A variety of mailbox options and sizes are available with larger capacity boxes for shared occupancy and also unlimited multiple keys per box.
- Locking options such as SALTO systems can be incorporated into the mailboxes to provide traceability and removing the issuing of keys each year.
- Where price is of primary concern whilst not wanting to compromise on security and aesthetics, the Economy or MODA collections offer excellent alternatives to our standard and high specification boxes.
- The popular MODA range also offers the ability to mix colours and finishes and make statements within a bank of mailboxes to create a visually interesting statement.
- We can also visit to measure for maximum use of space if needed and our installation team can provide a full turnkey solution.



"Working directly with our design manager, The Safety Letterbox Company has produced colourful configurations of mailboxes that adhered to our strict branding guidelines, as well as promoting a fun and vibrant style."

HELEN WHITE, VITA STUDENT

"We have utilised The Safety Letterbox Company installation team on our sites, lately Great Suffolk Street, London. We have found this service combines expertise and high standards in the installation of mailboxes, they operate professionally on site, and I would be happy to recommend them to others and use them on future sites."

JOHN HORGAN, SENIOR PROJECT MANAGER



Ask us for details on our new parcel solutions. See pages 38-39.

Recent University projects include:

Bath Spa University, Bangor University, Cardiff Metropolitan University, Cardiff University, Imperial College London, Kings College London, Nottingham University, Queen Mary University of London, Swansea University, Syracuse University, University of Bath, University of Brighton, University of Exeter, University of Hertfordshire, University of Liverpool, University of Sussex, University of West of England, Warwick University and many more...





# SOCIAL HOUSING

ROBUST AND SECURE EVEN IN THE MOST DEMANDING OF ENVIRONMENTS



"The Safety Letterbox Company were very responsive to our needs, understanding our residents' concerns when moving their post boxes from outside to inside their building. The whole process was very smooth, from quotation to installation. Overall we were very happy with the service provided."

NOTTING HILL HOUSING



## ACCESSORIES – FIRETRACE

The demands on a social housing site can be challenging. We have a group of products designed with this in mind. Fitted with a range of additional security and strengthening features, they ensure the mail is protected.

Heavy duty models, restricted apertures and anti leverage details, high security locking and anti vandal door entry equipment are all available to create the most suitable arrangement to fit its location.

Fire rated models and products to conform with Secured by Design guidelines are also available.

Where risk is considered high, our mailboxes can be fitted with a fire extinguisher. Originally designed and created to protect racing car drivers from fire, 'pyroflex' is an unobtrusive tube which is fitted to the inside of the mailbox. In the event of fire, the heat generated softens the tube which punctures at the hottest point, accurately releasing the gas into the seat of the fire which extinguishes the fire at source.







# WOOD DETAIL

## USE SUSTAINABLE MATERIALS IN YOUR DESIGN



A popular and visually impressive part of our range is the wood insert. Splitting a bank horizontally and vertically, cladding the exterior or providing a parcel shelf, the mix of wood and metals adds a complimentary and pleasing involvement of sustainable materials within the bank of mailboxes.


Types of wood include Walnut, Cherry, Bamboo, Oak and Sapele, all of which can be finished to suit the customer's requirements.

We offer a full carpentry solution of the highest quality, to adorn any prestigious development. Alternatively we can work with your joiners on-site, providing dimensions and drawings to enable them to incorporate the mailboxes into their arrangement.



# PO BOXES

## TO SORT & SECURE MAIL



Ask us for details on our new parcel solutions. See pages 38–39.



There are a variety of options for projects where a full post room is required. Ideal for those sites that require sorting of mail on one side via pigeon hole type arrangements, and lockable doors on the front face. Projects completed for postal authorities worldwide provide a complete room fit-out if required maximising every bit of space for the concierge or post person to sort mail.







# THE INDIVIDUAL MAILBOX



MEFA PEARL



MEFA JUDO



EUROBOX



MEFA LETTER



MEFA WAVE



MEFA JUDO

There is a growing demand for the individual mailbox – not only does it provide an attractive and secure solution to mail delivery on a single home but it can also demonstrate a commitment and corporate responsibility to a range of issues on a project.

The use of a mailbox as an alternative to the traditional letterflap can be for a variety of reasons:

- To comply with Secured by Design guidelines on security – providing peace of mind by removing the risk of fishing, theft, arson and lock tampering via the letterflap.
- For aesthetic purpose, enabling the front door with no letterflap.
- To work within the Passivhaus guidelines, eliminating the heat loss and air flow via a letterflap.



## FLAPLOCK™

If a switch from an existing traditional letterflap is desired, then a Flaplock may be fitted to secure the letterflap and a mailbox then fitted externally (see page 40 for details).



# PARCEL DELIVERY BOXES...

We offer a wide range of **MEFA** parcel boxes for individual homes.

We have selected a few popular models from the wide range we offer:



## MEFA MAGNUM (495)

Light and elegant aluminium parcel mailbox.

Despite its name, MEFA Magnum is a small, solid parcel mailbox designed for hanging on a wall or pole. The letter and parcel slot is at the top. The mailbox can receive several parcels a day, and these are stored safely until you empty it.

Manufactured in powder-coated aluminium, making MEFA Magnum lighter than other mailboxes. At the same time this robust combination of materials and surface finish equals exceptional durability, even in tough environments such as along the coast of Denmark.

**Materials:**  
Powder coated galvanised steel

**Size:**  
h: 515 x w: 430 x d: 255 mm  
**Mail and parcel slot:**  
200 x 410 mm  
**Volume:** 56 litres  
**Mail capacity:** 24 litres steel

**Lock:**  
MEFA security lock

**Accessories:**  
Can be mounted on a wall with MEFA mounting plate 35 or on MEFA poles 22 and 72

**Colour:**  
Textured black



## MEFA BEECH (457)

Tall, elegant parcel mailbox with slot for larger parcels.

New, improved tall and elegant model with slot for receiving mail and parcels. This mailbox can receive several different parcel sizes (ex. 250 x 350 x 80 mm). The intermediate base of the mailbox is angled to make it easy to control mail and parcels during emptying. The intermediate base can be removed, allowing MEFA Beech to hold extra large volumes of mail or parcels, eg. during holidays.

The mailbox has been manufactured in a robust quality with attention to design and detail, such as the soft-close slot.

**Materials:**  
Powder coated galvanised steel

**Size:**  
h: 1021 x w: 409 x d: 326 mm  
**Mail and parcel slide:**  
190 x 303 mm  
**Volume:** 95 litres  
**Mail capacity:** 47 litres steel

**Lock:**  
MEFA security lock

**Accessories:**  
Ready for mounting with MEFA Easy Mounting (available separately). Comes with threaded rods for mounting in concrete.

**Colour:**  
Glossy black, white or silver



## MEFA OAK (480)

Ultra-functional parcel mailbox that can even hold larger parcels and plenty of mail.

MEFA Oak is a robust and very spacious parcel mailbox that can handle several larger parcels a day using the specially designed parcel slot at the top. The parcels are securely locked away until the box is emptied. The mailbox has room for a week's mail, and its intermediate base can be removed to house even larger quantities of mail, eg. during holidays.

The mailbox has a minimalist, functional design and in a solid and robust quality. As an additional benefit you can choose whether the lid should be mounted at the front or the back.

**Materials:**  
Powder coated galvanised steel

**Size:**  
h: 978 x w: 410 x d: 390 mm  
**Mail and parcel slot:**  
210 x 380 x 280 mm  
**Volume:** 124 litres  
**Mail capacity:** 56 litres steel

**Lock:**  
MEFA security lock

**Accessories:**  
Ready for mounting with MEFA Easy Mounting (available separately). Comes with threaded rods for mounting in concrete.

**Colour:**  
Textured black



# ... INDIVIDUAL BOXES



## MEFA PINE (485)

Solid and spacious parcel mailbox for large volumes of mail and small parcels.

With MEFA Pine you are getting a solid and spacious mailbox capable of holding small parcels. It easily holds a week's mail. Distinctive design with a sloping roof and large letter slot. The intermediate base of the mailbox can be removed, allowing MEFA Pine to hold additional volumes of mail, e.g. during holidays. The mailbox has been manufactured to a high quality with attention to detail.

**Materials:**  
Galvanised steel or powder coated galvanised steel

**Size:**  
h: 1100 x w: 340 x d: 282 mm  
**Mail and parcel slot:**  
95 x 245 mm  
**Volume:** 91 litres  
**Mail capacity:** 58 litres steel

**Lock:**  
MEFA security lock

**Accessories:**  
Ready for mounting with MEFA Easy Mounting (available to buy separately). Comes with threaded rods for mounting in concrete.

**Colour:**  
Textured black, grey, blue or green and galvanised steel



## MEFA HAZEL (477)

Minimalist package mail box with chute for medium-sized packages and post.

MEFA Hazel is a narrow, minimalist package mail box. The letter and package chute allows the mail box to receive several small and medium-sized packages at once. Packages and post are stored safely and securely until emptying.

**Materials:**  
Powder coated galvanised steel

**Size:**  
h: 1043 x w: 385 x d: 230 mm  
**Mail and parcel slide:**  
175 x 328 mm  
**Volume:** 92 litres  
**Mail capacity:** 45 litres steel

**Lock:**  
MEFA security lock

**Accessories:**  
Ready for mounting with MEFA Easy Mounting (available to buy separately). Comes with threaded rods for mounting in concrete.

**Colour:**  
Textured black, glossy white or galvanised



## MEFA MEGA

A high capacity product that can securely store multiple large parcels at any one single time, the MEFA Mega is an in front / out front product that is typically freestanding.

The MEFA Mega parcel box contains an intermediate base that runs in alignment with the bottom of the retrieval door at the front of the product, allowing items to be easily retrieved. The intermediate base can be removed at any time, allowing for additional items of mail to be stored when expecting large deposits of mail, eg. in conjunction with a summer holiday.

The parcel box is supplied with a set of threaded mounting rods used to securely fix the item to concrete bases. A MEFA Easy Mounting Kit is also available for installations where a concrete base is not available.

**Materials:**  
Powder coated galvanised steel

**Size:**  
h: 1202 x w: 528 x d: 442 mm  
**Opening:** 255 x 425 mm  
**Volume:** 228 litres  
**Mail capacity:** 96 litres steel

**Security:** MEFA Security lock with 2 coded keys

**Guarantee:** 12 year rust perforation guarantee. 2 year manufacturer parts guarantee

**Colour:**  
Textured black



Please see our website for more information: [www.safetyletterbox.com](http://www.safetyletterbox.com)

Please see our website for more information: [www.safetyletterbox.com](http://www.safetyletterbox.com)



# PARCEL DELIVERY BOXES...

## SOLUTIONS TO A GROWING PROBLEM



Our manual Parcel Boxes use an extensive range of locking options from a standard key lock to a digital combination lock. This allows for large items such as internet purchases to be securely left ready for later retrieval by specific resident. The use of a digital combination lock ensures that only users with knowledge of the unique code can access the parcel box, with code simple code resets.

Following many years of investment and innovation we are proud to provide a range of solutions for parcel carriers and logistics operators, housebuilders, concierge, student accommodation, individual properties, office developments and more. Our range of parcel boxes

range from effective manual and digital locking systems through to the ultimate in delivery innovation – intelligent boxes.

The creation of such a range has enabled this growth area to be future-proofed, brought to you by our established market leading Renz Group.

## BENEFITS OF OUR PARCEL BOXES

Everything is possible, whether it is supplied as a pure parcel box unit for retrofitting into existing buildings or combined with mail boxes for new building and refurbishments.

The compact parcel box units are available in any size, colour, shape and variation and can be configured to suit any building. As a renowned manufacturer, we guarantee high-grade products through the use of first class materials and workmanship using the latest machinery, coupled with locking options that can include the ultimate in smart technology, providing traceability and efficient communications.



### OPEN SYSTEM:

Accessible to all parcel delivery services. Other delivery services can also be integrated (pharmacies, grocery stores etc.).



### SECURITY & DISCRETION:

Secure and discreet parcel storage by means of an electronic lock and ultra-solid workmanship.



### CUSTOMER SATISFACTION:

Greater comfort for tenants.



### DYNAMIC ASSIGNMENT OF PARCEL COMPARTMENTS:

One parcel box can be used by a large number of recipients.



### NOTIFICATION:

Information by email, text or messenger about delivery receipt and collection.



### ELECTRONIC NAMEPLATE:

Minimal work with a new tenancy, as no need to change the nameplate on the mailbox & bell systems.



### INDIVIDUALITY:

Box size and models to meet your requirements.



### INSURANCE:

Inclusive of parcel insurance for 2 years of up to €600.00 per claim.



### SEND & RECEIVE:

Conveniently send and receive parcels stress-free around the clock independently of opening hours!



### RETROFITTING:

Extend your mail box unit with a parcel box unit.



### HIGHER PROPERTY VALUE:

Improved rental / sales and enhanced living quality.



### MULTIPLE DELIVERIES:

Receive several packages every day, quickly and without delay.



### TIME-SAVING:

Time-saving and environmentally-friendly – no need for unnecessary trips to the parcel collection office.



# ... FOR MULTI-OCCUPANCY



## MANUAL

Our manual Parcel Boxes use an extensive range of locking options from a standard key lock to a digital combination lock. This allows for large items such as internet purchases to be securely left ready for later retrieval by specific resident. The use of a digital combination lock ensures that only users with knowledge of the unique code can access the parcel box, with code resets available quick and easily.



## EQUBO – INTELLIGENT SYSTEM

The eQUBO intelligent parcel box range is specifically designed for detached and semi-detached houses and smaller apartment block developments. The range boasts a Renz control unit and is available in over 200 RAL colours. If a mailbox system is already installed, eQUBO can also be used for retrofitting.



## MODULA – INTELLIGENT SYSTEM

A cost-effective intelligent parcel box solution for larger apartment blocks in which a mailbox unit is already installed. The MODULA system comprises of a base module with the Renz control which can be combined with four further module versions. The steel MODULA parcel box unit can be retrofitted with ease and also extended at a later date.

## ADDED BENEFITS FOR MANAGING AGENTS, CONCIERGE, UNIVERSITIES AND PROPERTY MANAGERS:



### ONLINE ADMINISTRATION:

Easy to manage via the Renz online portal.



### ELECTRONIC NAMEPLATE:

Minimal work with a new occupant – no need to change the nameplate on the mailbox & bell systems.



### CUSTOMER SATISFACTION:

Greater comfort for tenants.



### HIGHER PROPERTY VALUE:

Improved rental and enhanced living quality.

To order the new parcel box brochure or to arrange a product demonstration, please contact us on **01639 633525**.



REF: THE SAFETY LETTERBOX COMPANY LTD AND SECURED BY DESIGN GUIDELINES, CONTAINED WITHIN HOMES 2016.

Sites looking to comply with current Secured by Design guidelines are offered a range of products that conform to the specifications detailed within the HOMES 2016 document. They are not certified products, but all aspects of the guidelines are adhered to, which includes: materials strength and durability, locks, reduction of the aperture via the use of gap restrictors and an anti-vandal bridge. We also offer many other additional features and benefits to ensure that the principles of designing out crime are achieved.

We also commit to the guidelines through the advice we provide from our experienced technical sales team to our customers; on the positioning of the mailboxes on site – their location, visibility, security and therefore the model selected is discussed throughout the process.

As a responsible British manufacturer and established market leaders we take these issues of designing out crime very seriously and ensure our products satisfy the guidelines when asked for a product suitable for a Secured by Design site.

Alison Orrells, MANAGING DIRECTOR

We have a wide range of products that conform to the Secured by Design Homes 2016 guidelines for wall mounted, wall recessed, through the wall and freestanding applications.

There are **four** main points to consider:



A

Section 21.21 highlights there are increasing problems associated with letterplate apertures in front doors; such as identity theft, arson, theft, lock manipulation and 'fishing' for personal items.

SLB have addressed these issues and have designed two products to fit to the existing doorset – Flaplock™ the lockable letterflap, and Homeguard – a mailbox to fit to the internal plate of a front door.



**FLAPLOCK**

See install video on [YouTube](#)



B

Section 21.21 & 21.28 also suggests that where possible mail is delivered via a secure external letterbox, fixed to the front face of the building in a position that benefits from natural surveillance.

In single home situations it is advisable therefore to offer an individual mailbox as an alternative secure option to the letterplate doorset. This can also assist in the reduction of heat loss (Passivhaus guidelines) and aesthetic benefits of the front door. We offer a vast range of single boxes to suit any site profile, budget and location in a wide range of colours, styles and finishes.

C

Section 21.29 & 35.3 highlight through the wall mailbox options.

For both individual homes and multi occupancy properties it is a solution to ensure not even the postman needs to gain access to the building – coupled with door entry equipment this ensures the entrance is secure.



D

Section 29 focuses on mail delivery in bespoke buildings containing multiple dwellings or bedrooms.

There are increasing crime problems associated with the delivery of post to buildings containing multiple dwellings or bedrooms, such as apartments for private developers, student accommodation and social housing. It is advised that communal mail delivery should adhere to requirements in section 29

Recommendations are, that such properties are designed to incorporate the following:

1. Located at the primary entrance / exit point of the building within view.
2. Within an internal area covered by CCTV.
3. Located in an airlock access controlled entrance hall.
4. Externally at the front of the building.



N.B. It is not recommended that post is delivered to individual flat entrance door sets within larger developments, and it is strongly suggested that mailboxes are used in accordance with the industry advice set out in the Secured by Design Homes 2016 guide. Call us for advice and latest news on this initiative.





# BESPOKE

TURN YOUR VISION INTO REALITY

| BESPOKE |



We have been 'thinking outside the box' at the forefront of mailbox innovation in the UK for over 30 years; designing and manufacturing a standard range of over 130 models to suit virtually any application. Regularly we are asked to produce designs to sit alongside a specification, design brief or size variations to existing models - a service which we are delighted to offer. Bespoke products can be produced to suit a specific look or function to produce a completely unique product to meet your individual requirements.

Solutions are available for multi-occupancy banks of boxes for large residences and also individual boxes for single properties - all uniquely specific to customer dimensions, design and functionality.

Prestigious developments & postal authorities have taken full advantage of our bespoke facility, and we have had the pleasure of working on some of the worlds most high profile developments working alongside the most respected architects, designers and developers.

We can turn your vision into reality...

Our joiners can source and create amazing wood features of an extremely high standard. We can create a bank of mailboxes unique to your dimensions and requirement.

We will provide 2D & 3D fully rendered drawings and work with you to provide an interesting and aesthetically pleasing arrangement to adorn the most challenging of developments, for the most discerning clients.



"We had great pleasure in creating a bespoke solution for the Armani Residences at the Burj Khalifa, Dubai; the World's Tallest Building. Our site meeting with architects Skidmore Owings & Merrill enabled us to fully understand the brief and standards required. We delivered a bespoke and suitably impressive solution for such a prestigious and high profile development."


ALISON ORRELLS, SAFETY LETTERBOX COMPANY CEO





# FINISHES

At Safety Letterbox we pride ourselves on turning our customers' vision into reality. The use of colour, texture and material is paramount to ensure we deliver the best aesthetic quality on a project.



## MIXED FINISH

We offer the flexibility to mix finishes including stainless steel with a full range of polyester powder coating RAL colours to create a visual statement of your choice.



## POLYESTER POWDER COATING

All products are polyester powder coated in-house to any RAL colour, following a 3 stage pre-treatment process to ensure maximum longevity and durability of the product. We powder coat to a depth of 75/100 microns using extra life coatings. Sample tested to 1200 hours salt water spray.

## STAINLESS STEEL

A range of stainless finishes and grades are available to suit all conditions and locations. Providing the ultimate sleek and contemporary appearance.



## BRASS

This metal alloy made of copper & zinc provides a bright gold like appearance of extremely high aesthetic quality. We are delighted to introduce this stunning material into our range of doors.

## LOOKING FOR A FINISH NOT FEATURED HERE?

We can create mail and parcel boxes with almost any finish! Get in touch with us for more information.



# LOCKING OPTIONS

MAXIMISING LEVELS OF  
SECURE PROTECTION



As an alternative to traditional locking methods we also offer bespoke finish camlocks in a variety of colours and finishes, digital locking, electronic locking, carded SALTO systems + other Mifare compatible systems

All our mailboxes are lockable complete with two keys each as standard, master suited. We use CC locks that are unique to us, which eliminates the obtaining of keys through dishonest means.

In exceptional circumstances, where the door size may be abnormally large, or, the level of security required is higher than normal, a 2 point or even 3 point locking option can be made available to most of our range of mailboxes.

We have a variety of locking options alongside our standard, incorporating electronic options like SALTO to integrate into existing systems and other electronic locks which include the latest biometrics as required. This also includes electronic notice boards, controlled centrally.

## WE OFFER:

- MANUAL – choice of locks & finishes
- DIGITAL – Digilocks of various sizes & finishes
- ELECTRONIC – Operated via cards, fobs or PIN





# IDENTITY

APARTMENTS 76 - 93



Attention to detail is critical to the overall finish of a mailbox. Font styles, use of colour, vinyls, branding and raised numbering are all ways to identify the mailbox and enhance its appearance.

Digits, letters, logos – whatever you need to identify the boxes or promote your company. We can engrave or produce vinyls to suit. With our in-house CNC engraving facility, we offer a fully versatile approach to mailbox identification. Mailbox flaps, doors, panels and cladding can be adorned to individual customer requirements.





# CASE STUDIES

## NATIONAL



### VITA STUDENT, SOUTHAMPTON

Wall recessed MODA mailboxes. Stainless steel and polyester powder coated mixed bank.

- Mailbox model: MODA
- Mailbox type: MH 300 - 110
- Finish: Stainless Steel & PPC mix
- Extras: Engraved



"Working directly with our design manager, The Safety Letterbox Company has produced colourful configurations of mailboxes that adhered to our strict branding guidelines, as well as promoting a fun and vibrant style."

HELEN WHITE,  
BRAND & COMMUNICATIONS DIRECTOR  
SELECT PROPERTY GROUP



### FITZROY PLACE, LONDON

High-end wall recessed mailboxes with custom lettering.

- Mailbox model: NW Bespoke
- Mailbox type: PPC Matt Gold
- Finish: Fret cut numbering
- Extras: Bespoke font

"From initial design concept through to completion of the arrangement of mailboxes for Fitzroy place, The Safety Letterbox Company provided samples for client approval, attended various design meetings and assisted with the installation. SLB's attention to detail, quality and service were integral to delivering the bespoke designed numbering and layout, we were very pleased with their contribution to the project."

YVETTE LE ROY,  
JOHNSON NAYLOR



### PADDINGTON

- Mailbox model: Fire Rated
- Mailbox type: FR2 1 hour integrity
- Finish: PPC Bronze Matt finish
- Extras: Signage panes and bespoke engraving

"From the very first site meeting with the client Bouygues UK, it was evident that we had the same work ethos and it was a company where we felt we could build a real team relationship."

The client brief for the Letterbox unit in the main reception was to be mounted on the wall, to a special colour, and achieve the required fire rating. Safety Letterbox achieved this, and together, after completing site surveys, ensuring wall panels were adequate, and working on design details, decided upon the best solution to achieve the client requirements.

This allowed the Safety Letterbox units to be incorporated within our design/working drawings, where we manufactured and installed the surrounds, produced in hand-laid Walnut veneers, to complete this part of the project.

The overall finished product looks stunning and was completed on time, to the complete satisfaction of our client.

It was a pleasure to work with Safety Letterbox on this project, it was a real team effort, and we certainly look forward to working with them in the future."

DEREK NASH, SALES MANAGER,  
FURNITURE GROUP MANUFACTURING LTD



### CITU HOMES – LITTLE KELHAM, SHEFFIELD

The MEFA Letter wall mounted individual mailbox.

- Mailbox model: MEFA
- Mailbox type: Letter (111)
- Finish: PPC Basalt Grey – RAL 7012
- Extras: Large vinyl numbers

"For our developments it gives us fantastic and different look but is in keeping with our design. We receive a great service and also delivered at a competitive cost."

BEN NEARY, COMMERCIAL MANAGER,  
CITU HOMES





# CASE STUDIES

## NATIONAL



### BARRATT

Individual MEFA Judo mailboxes mounted externally outside of houses, finished in a specified Graphite Grey – RAL 7024 colour to match the design of the project window and doors.

- \_ Mailbox model: MEFA
- \_ Mailbox type: Judo (640)
- \_ Finish: PPC Graphite Grey – RAL 7024
- \_ Extras: Stainless steel band



### THE PLIMSOLL BUILDING, LONDON

Wall recessed mailboxes in a bespoke contemporary arrangement.

- \_ Mailbox model: Classic
- \_ Mailbox type: COM 2
- \_ Finish: PPC Custom white
- \_ Extras: Central positioned  
Jet black infill engraving



"We worked with SLB to deliver the bespoke mailboxes for Plimsoll at Kings Cross Central. The colour and font were both made to order and samples were provided for sign off, helping to meet the project's specific aesthetic requirements and make the mailboxes unique to the building."

YVETTE LE ROY,  
JOHNSON NAYLOR

### CARTWRIGHT GARDENS

Creating a visually interesting postal area for students in central London.

- \_ Mailbox model: Classic
- \_ Mailbox type: COM 1
- \_ Finish: PPC Various colours
- \_ Extras: 4 digit engraving



"The Cartwright Gardens Project is a market leading student accommodation development in the heart of King Cross, London. The scheme provides rooms for 1,200 students and provides the most up to date amenities for the enjoyment of the end user. As part of the scheme, Safety Letterbox, provided 6 bespoke elevations of uniquely crafted letterboxes for use within the building. As part of their services, Safety Letterbox offered input throughout the build process from design and co-ordination with other trades through to the eventual installation of the units which in turn allowed for the successful handover of several rooms within the complex London student accommodation project."

JACOB RODERICK, QUANTITY SURVEYOR,  
MULTIPLEX CONSTRUCTION EUROPE LTD

### OLD LODGE PLACE, TWICKENHAM

Stainless Steel mailboxes housed in stainless steel side screen conforming to the Secured by Design Homes 2016 guidelines.

- \_ Mailbox model: Panel boxes
- \_ Finish: Stainless Steel & PPC
- \_ Extras: Bespoke arrangement

"We were delighted with our recent products purchased from The Safety Letterbox Company. The letter boxes were very effective in enhancing the lobby area to our new build project."

The items were delivered within the time constraints given and well within our budget costing and together with the after sales care which was extremely efficient, we would not hesitate to make further purchases from this company."

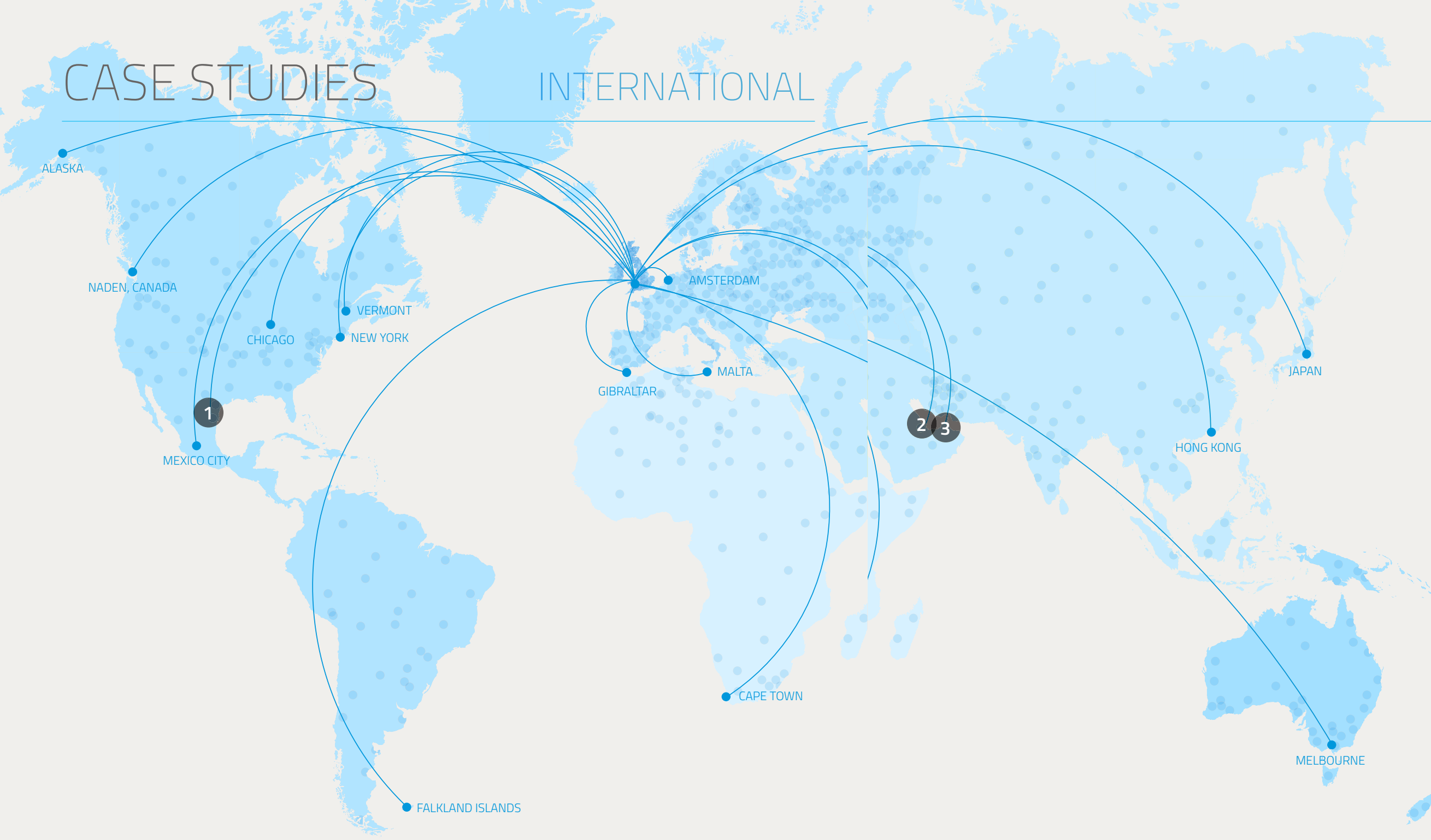
LEE BIRKBY, DIRECTOR,  
BIRKBY CONSTRUCTION LTD.





# CASE STUDIES

## INTERNATIONAL



## MADE IN THE UK – SUPPLIED WORLDWIDE

The Safety Letterbox Company are firmly established as the UK's leading mailbox manufacturers and over the last 30+ years have been privileged to work on many high profile projects worldwide.

We are able to liaise with architects, designers and developers anywhere in the world via electronic communication, with 2D and 3D drawing and imaging capabilities. With representatives placed in strategic geographical locations, we are able to offer site visits on larger projects if required and also a full install service or alternatively supervisors to work alongside existing teams anywhere in the world.

No distance is a problem for us, with a proven successful track record of the most challenging of site locations and projects we welcome the opportunity to be involved in developments of any site profile on a worldwide scale.



Based in the UK

### 1. TORRE KOI, MEXICO

Torre Koi is a mixed-use development in Mexico and currently stands as the tallest building in Mexico, and third-tallest in Latin America.

- Architects:**  
VFO Arquitectos
- Main Contractors:**  
Internacional de Inversiones

### 2. RASGAS, QATAR

RasGas is one of Qatar's leading energy companies and required a secure solution to eliminate the problems of losing and misplacing their business post.

- Product:**  
COM 2 – 145
- Accessory:**  
Digital Combination Lock

### 3. BURJ KHALIFA, DUBAI

The World's tallest building is a world-class destination and centrepiece of Downtown Dubai, featuring multiple banks of wall recessed custom mailboxes.

- Architects:**  
Skidmore, Owings & Merrill
- Developer:**  
EMAAR Properties



---

THE UK'S LEADING MAIL AND  
PARCEL BOX MANUFACTURER

**THE SAFETY LETTERBOX COMPANY LTD**

UK Head Office,  
Unit 1B Milland Industrial Estate, Milland Road, Neath, SA11 1NJ, UK

**T:** +44 (0) 1639 633525

**F:** +44 (0) 1639 646359

**E:** [contact@safetyletterbox.com](mailto:contact@safetyletterbox.com)



[www.safetyletterbox.com](http://www.safetyletterbox.com)

Part of the **RENZ** GROUP

Whilst all reasonable care has been taken in the preparation of this literature, all recommendations or suggestions regarding the use and application of products are made without guarantee, since conditions of use are beyond our control. Owing to a policy of constant improvement, information herein is subject to change without notice.

© The Safety Letterbox Company Ltd. 2017.

No part of this brochure may be reproduced without the permission of The Safety Letterbox Company Ltd.